

This instruction document is for setup and send e-Transfer with TD

Important notes:

- I. Email address for e-Transfer: e-offering@nycbc.ca
- II. Your financial institution may charge a fee for e-Transfer

1) Setup New Contact for e-Transfer

Step 1.1 Add Contact - Details

- 1.1.1 Enter Contact Name: *NYCBC Offering*
- 1.1.2 Notification Language: *English*
- 1.1.3 Notify By "*Email*"
- 1.1.4 Contact's Email Address: e-offering@nycbc.ca
- 1.1.5 Click "*Add*" to continue

TD My Accounts Contact Us Products & Services Markets & Research Life Planning

Interac e-Transfer® - Add Contact Help

To **add a new contact**, enter their information below.

Contact Information

Name: Language Preference:

Notify By

Only an email address **OR** a Canadian mobile number is required.

Please make sure the **email address and/or mobile number of the contact is correct.**

Email: Confirm Email Address: ✓

Mobile (optional):


By selecting 'Add', you agree that you have the contact's consent to use their information for the *Interac e-Transfer* service.

My Links
Choose my links

- > Pay Bills
- > Make a Transfer
- > Purchase Mutual Funds
- > WebBroker
- > View epost Bills
- > Today's Rates

Step 1.2 Add Contact - Confirmation

Confirm *name*, *email*, and *language preference*

My Accounts Contact Us Products & Services Markets & Research Life Planning

Accounts

Pay Bills

Transfers

Interac e-Transfer®

Send Money

Request Money

► **Manage Contacts**

History

Manage Autodeposit

TD Global Transfer


Investments

Add Accounts & Services

Profile & Settings

Interac e-Transfer® - Add Contact

[Help](#) | [Print](#)

 The contact was added successfully.

Name	NYCBC Offering
Email	e-offering@nycbc.ca
Language Preference	English

[Request Money](#) [Send Money](#)

Add another contact?
Add an *Interac e-Transfer®* contact.
[Add another contact >](#)

2) Transfer Money

Step 2.1 Add Details

2.1 From Account

2.2 Amount

2.3 Select Recipient: [NYCBC Offering](#)

2.4 Message: [N#####](#), [G\\$\\$\\$\\$](#), [C\\$\\$\\$\\$](#), [E\\$\\$\\$\\$](#), [T\\$\\$\\$\\$](#)

- **N:** Offering number from NYCBC (If you do not an Offering Number, enter your email address in place of the number. Omit the “N”)
- **G:** Amount for **General Fund**
- **C:** Amount for **Church Expansion / Branching Fund**
- **E:** Amount for **Theological Education Fund**
- **T:** Amount for **Thanksgiving Fund**

Important Notes for the message:

- All 4 numbers should add up to total offering amount. If the split is not specified, then all funds will be put into General Fund.
- Examples:
1: [N1234](#), [G150](#), [C50](#), [T100](#) if your offering number is 1234, you want to split \$150 to General Fund, \$50 to Church Expansion / Branching Fund, \$0 to Theological Education Fund, and \$100 to Thanksgiving Fund, for a total offering of \$300.
2: [johndoe@gmail.com](#), [G150](#), [C50](#), [T100](#) if you do not have an offering number

Accounts

Pay Bills

Transfers

Interac e-Transfer®

- Send Money
- Request Money
- Manage Contacts
- History
- Manage Autodeposit

TD Global Transfer

Investments

Add Accounts & Services

Profile & Settings

My Links

[Choose my links](#)

- > Pay Bills
- > Make a Transfer
- > Purchase Mutual Funds
- > WebBroker
- > View epost Bills
- > Today's Rates

Interac e-Transfer® - Send Money

Help

1 Enter Information 2 Verify Information 3 Confirmation

Send money to a person or business with an email address or a Canadian mobile number and a bank account at a participating Canadian financial institution. A transfer fee and regular account transaction fees may apply. Learn more about [Interac e-Transfer Fees and Limits](#)

From

Sender [Redacted] [Edit](#)

Account [Redacted]

Amount \$ 300.00

To [Add New](#)

Recipient NYCBC Offering [Update](#)

i Autodeposit enabled - You are sending money to **NORTH YORK (CHINESE) BAPTIST CHURCH**, who has set up Autodeposit. The money will be automatically deposited into their account without the need for them to answer a question, so please make sure the email address / mobile number and this name are correct.

Email e-offering@nycbc.ca


Message (optional) N1234, G150, C50, T100 [G](#)

Please don't include any personal information or any marketing material in your message. Help protect yourself from fraud and do not share the answer electronically e.g. by email or social media.

Next

Step 2.2 e-Transfer Confirmation

2.3.1: Click "Send Money"

My Accounts Contact Us Products & Services Markets & Research Life Planning

Accounts
Pay Bills
Transfers
Interac e-Transfer®
▶ **Send Money**
Request Money
Manage Contacts
History
Manage Autodeposit

TD Global Transfer
Investments
Add Accounts & Services
Profile & Settings

Interac e-Transfer® - Send Money

Help

Enter Information **2** Verify Information Confirmation

Please review your information, and click 'Send money' when you're ready.

i Please make sure the **email address and/or mobile number of the recipient is correct.**

Sender	[Redacted]
From Account	[Redacted]
Amount	\$300.00
Recipient	NYCBC Offering NORTH YORK (CHINESE) BAPTIST CHURCH has set up Autodeposit for this email and/or mobile.
Email	e-offering@nycbc.ca
Message	N1234, G150, C50, T100

By selecting 'Send money' below, you agree you have reviewed and confirmed the information above.

Back **Send money**

My Links

[Choose my links](#)

- › Pay Bills
- › Make a Transfer
- › Purchase Mutual Funds
- › WebBroker
- › View epost Bills
- › Today's Rates